

COUPLING SET - NG SLIDER DN 250/350 (SPINDLE SQUARE: 27MM)

MATERIAL: HYBRID ZINC/PLASTIC

For extension spindles with rod square 25mm

Art.-No.: 4VKM27K25Z.5HY.VMS3

weight: 365g/pie.

dimensions: 6,0cm x 7,5cm x 6,0cm (LxWxH)

Packing unit (pu): 5 pieces per box

weight: 1,83kg/pu

dimensions: 34,5cm x 8,0cm x 6,5cm (LxWxH)



Details

Coupling set consisting of the components:

1x coupling sleeve

- hybrid zinc/plastic
- Delta Protect coated
- for extension spindles with rod square 25mm
- for house connection gate valves with conical spindle square 27mm
- packed in a plastic bag with label



Art.-No.: 4VKM27K25Z.5HY.000

weight: 335g

2x spring clip pin (scp)

- stainless steel spring clip
- stainless steel locking pin

Art.-No.: 3VKST4853.30V50.A2

weight: 15g



Subject to change without notice.

COUPLING SET - NG SLIDER DN 250/350 (SPINDLE SQUARE: 27MM)

MATERIAL: HYBRID ZINC/PLASTIC

For extension spindles with rod square 25 mm

Network gate valves (NG)

slider DN 200 ≤ 350

Dimensional specifications from :

Technical rule **Worksheet DVGW GW 336-1 (A)** /

September 2010. Extension Spindles - Part 1: Standardisation of interfaces between buried gate valve and extension spindles.

Figure 1.1: Schematic diagram of the outer square of the ES in the area of coupling receptacle.

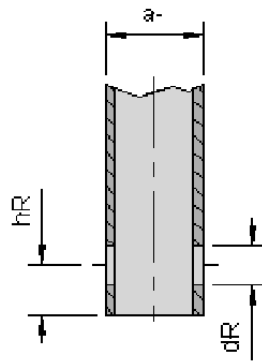


Figure 1.2: Schematic representation of the coupling sleeve in the area of the linkage support.

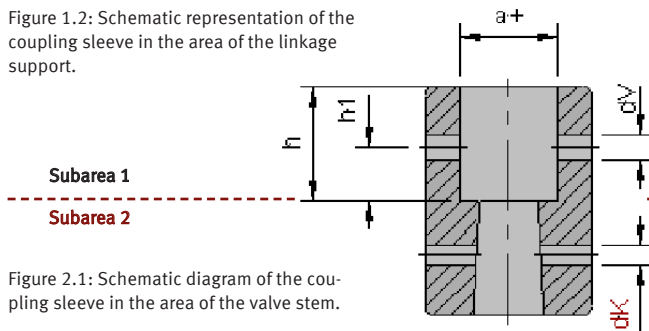


Figure 2.1: Schematic diagram of the coupling sleeve in the area of the valve stem.

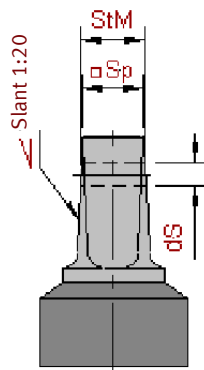


Figure 2.2: Schematic diagram of the valve stem in the area of the coupling receptacle.

External square of the installation set (rod square end of ES)

| measure | nominal dimension | lower tolerance | upper tolerance |
|----------------------|-------------------|-----------------|-----------------|
| external square (a-) | 25 mm | -0,3 | +0,7 |
| bore position (hR) | 10 mm | -0,2 | +0,2 |
| bore diameter (dR) | 8 mm | 0 | +1,0 |

Inner square of coupling sleeve/gate valve

| measure | nominal dimension | lower tolerance | upper tolerance |
|--|-------------------|-----------------|-----------------|
| inside square (a+) | 25mm | +0,8 | +1,8 |
| bore position (h ₁) | 11 mm | -0,2 | +0,2 |
| bore diameter (d _v) | 5 mm | 0 | +0,2 |
| Insertion depth for operating rods (h) | 20 mm | minimum-measure | |

Measure specifications:

Technical test specification **DVGW GW 363 (P) / June 2010**. Shut-off valves, non-return valves, ventilation valves and control valves made of metal materials for drinking water supply systems - Requirements and tests.

Joint between tapping valve and coupling sleeve (from the conical valve spindle □ to the conical inside □ of the coupling sleeve)

| construction | measure |
|--|---------|
| spindle square (Sp □) | 27,0 mm |
| inside micrometer (StM) | 28,9 mm |
| bore coupling sleeve (d _k) | 7,0 mm |
| bore spindle (d _s) | 8,0 mm |

Subject to change without notice.